

Welcome to Wrapbook

Let’s get you set up and ready to get paid.

STEP 01

Set up your account & join a project

Check your email for an invite from production, then follow the link to create your account and join the project.

[How to log in to your account ↗](#)

[How to join a project ↗](#)

STEP 02

Complete your startwork

Find your startwork in your dashboard. Review your details, fill in your info, and e-sign directly in Wrapbook.

[How to complete your startwork ↗](#)

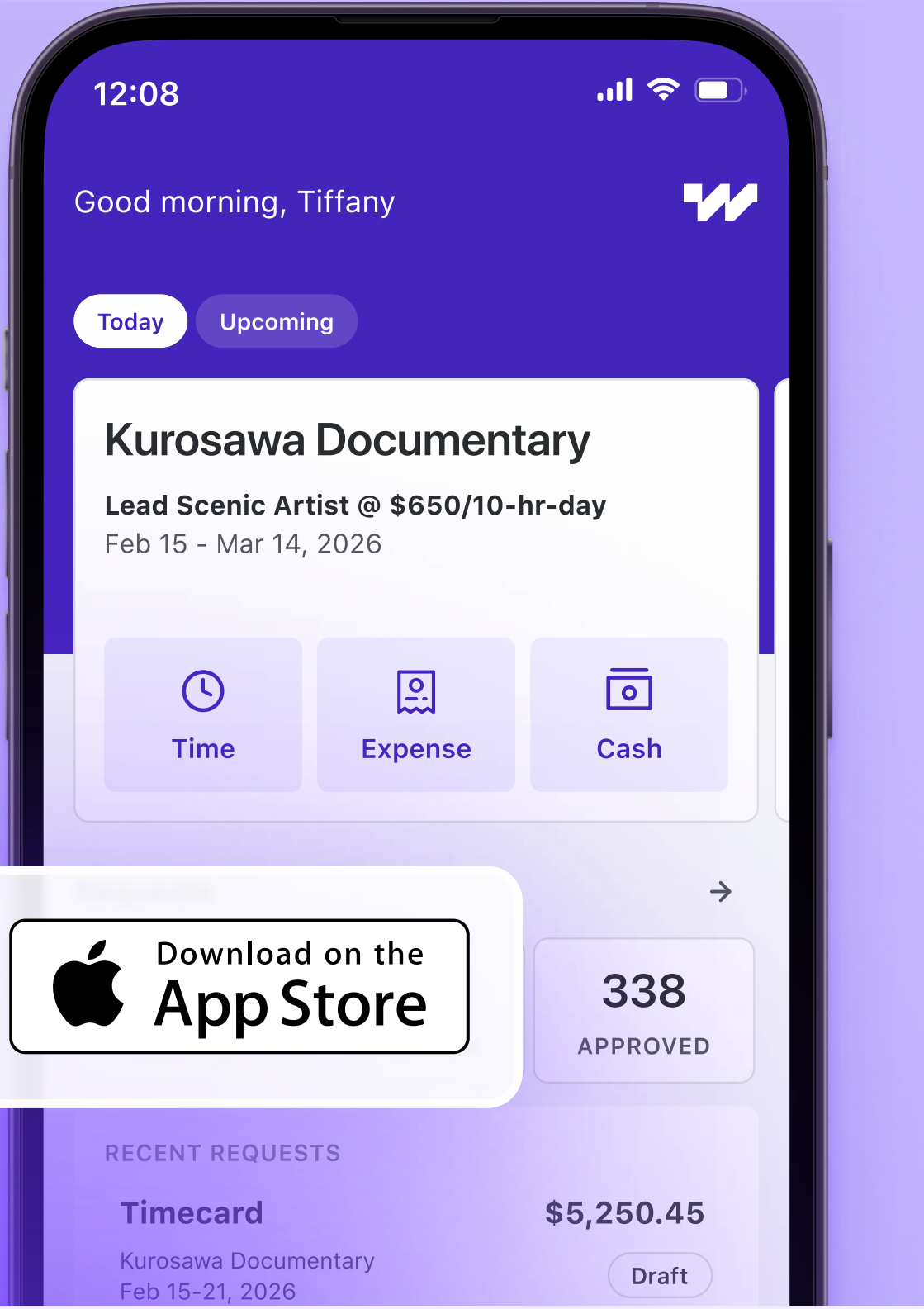
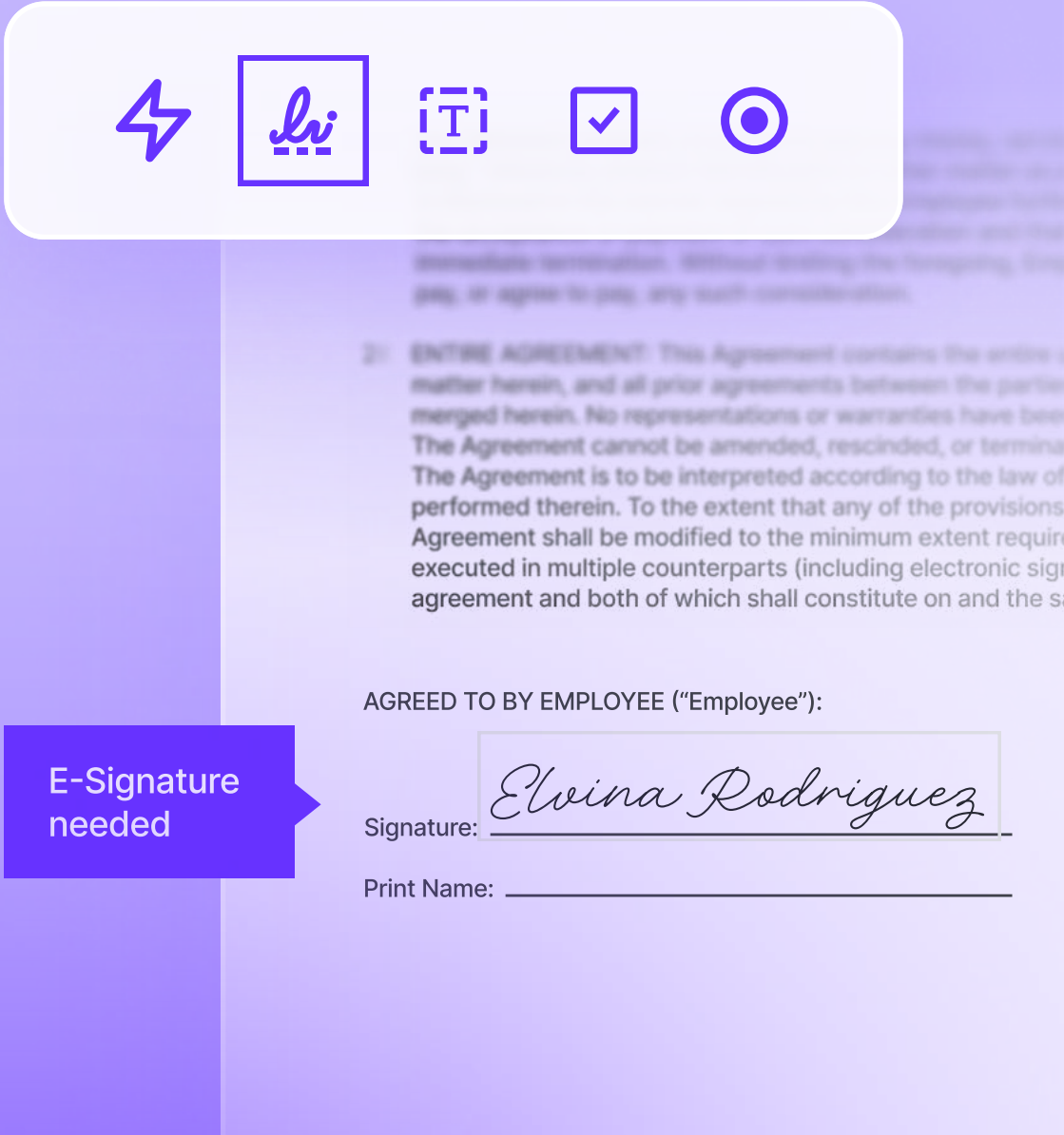
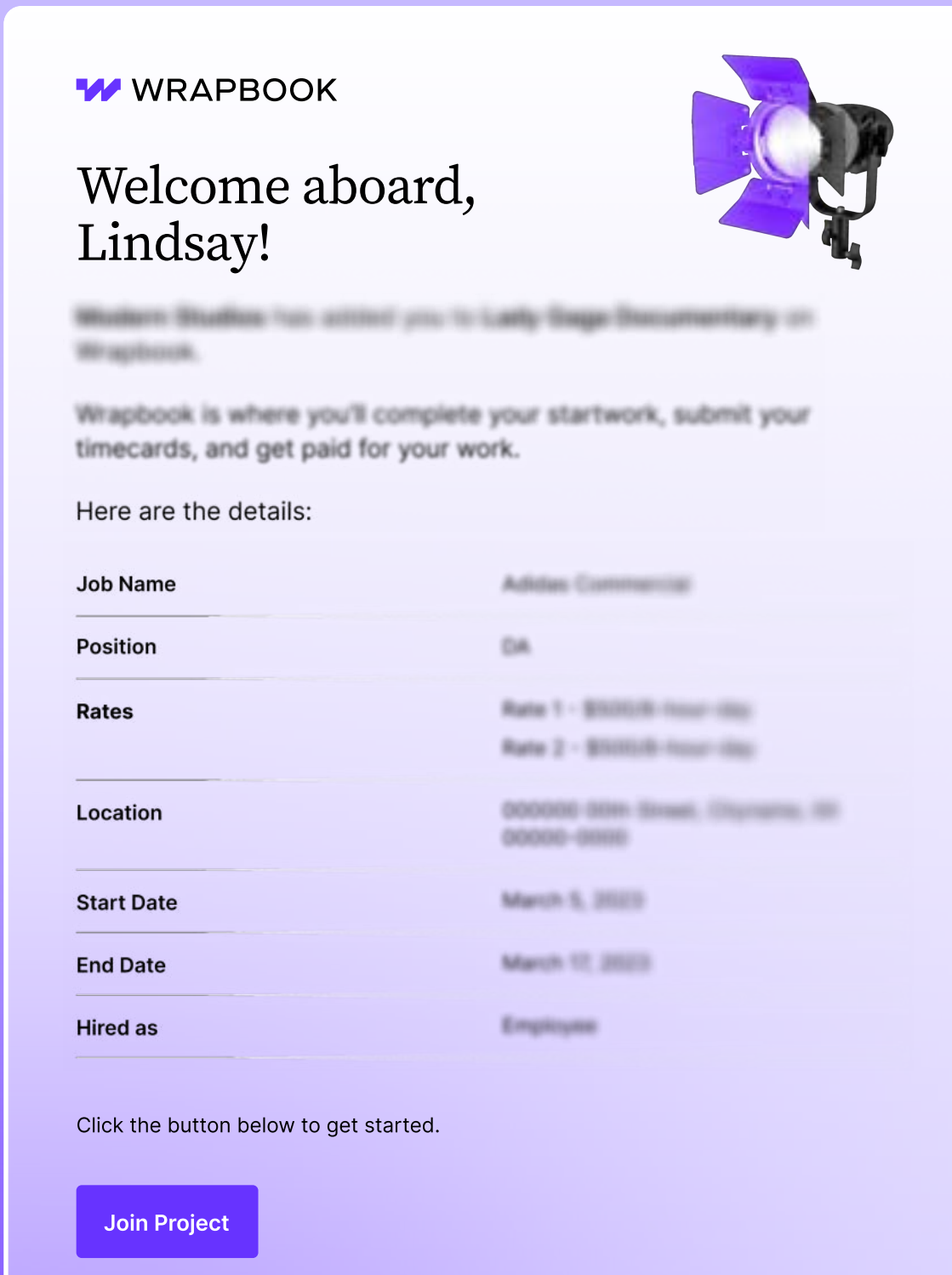
STEP 03

Submit timecards & track your payments

Log in to Wrapbook on desktop or mobile to submit timecards, track payment status, or view payment history.

[How to submit a timecard for approval ↗](#)

[How to see your payment status ↗](#)



MORE RESOURCES

[How do I check my payment status? ↗](#)

[How do I update my profile information? ↗](#)

[How do I log in? ↗](#)

[How do I join a project? ↗](#)

[How do I reset my password? ↗](#)

[Collaborating with an agent ↗](#)
Learn how your agent can manage your startwork and payments.

[Stay secure & protected ↗](#)
Get tips for protecting your account and identifying scams and suspicious emails.

Need help?

ⓘ For questions about your role or rate, please contact your production team directly.

Chat with Scout

Ask Scout, our AI Assistant, questions directly in Wrapbook

[LOG IN ↗](#)

Help Center

Find guides, technical support, and tips for using Wrapbook

[HELP CENTER ↗](#)

Support Team

● AVAILABLE
8am – 7pm PT, Monday – Friday
8am – 5pm PT, Sunday

support@wrapbook.com

1.833.WRP.BOOK
(1.833.977.2665)