

*BrassRing and Onboard Release Notes,  
August 2021*



---

# Contents

- BrassRing and Onboard Release Notes, August 2021..... 1**
- BrassRing..... 1
  - Client Reminders.....1
  - Dark Launch Features.....2
  - Visible Changes.....2
  - Configurable Changes.....4
  - BrassRing Workbench.....5
- Onboard.....6
  - Client Reminders.....6
  - Visible Changes.....7
  - Configurable Changes.....7
  - Fixed Defects.....7

# BrassRing and Onboard Release Notes, August 2021

---

**This document is a common Release Notes document for BrassRing and Onboard.**

## **Training and Enablement Sessions:**

To access training and enablement sessions for IBM Talent Management Solutions and Watson Talent products (which includes BrassRing and Onboard), refer to [Training and Enablement Sessions](#).

## **eLearning and User Documentation:**

To access eLearning and user documentation for IBM Talent Management Solutions (which includes BrassRing and Onboard), refer to the [IBM Knowledge Center](#).

## **Browser and Language Support:**

- BrassRing and Lead Manager [Supported Browsers and Languages](#).
- Onboard [Supported Browsers and Languages](#).

## **Badge and Training Courses:**

- BrassRing and Workbench [Badge Courses](#).
- BrassRing Add-on [Training Courses](#).
- Onboard [Training and Badges](#).
- Lead Manager [Training and Badges](#).

## **Downloadable Release Notes:**

- BrassRing and Lead Manager [Downloadable PDF Release Notes](#).
- Onboard browser [Downloadable PDF Release Notes](#).

## BrassRing

---

BrassRing new features for the current release are listed here.

Refer to the [BrassRing Welcome page](#) on the IBM Documentation for a **Release** version of the BrassRing Release Notes.

## **Client Reminders**

The **Client Reminders** section reminds clients of recently distributed important notices and links to comprehensive documentation and training for the special features recently introduced.

## **Client Training and Enablement Sessions**

Please join the IBM Talent Management Solutions Training team for the regularly scheduled Training and Enablement sessions. These sessions might include release information, product demonstrations, implementation processes, and so much more!

See the [site](#) often for the most up-to-date schedule and agenda topics!

## **Enhancements - You Asked We Listened**

We are proud to inform that this build introduces a number of features that were developed in response to clients' **Request for Enhancement (RFEs)**. IBM Kenexa is pleased to deliver these features in response to your responses and comments.

### **Requests For Enhancement (RFEs)**

The following features were delivered in response to **RFEs**.



- Talent Gateways - Skip Sign-on - Account Creation based on Merge Token
- Talent Gateway - Minimum Password Length

Submit your product relevant enhancement ideas on the [IBM Ideas Portal](#).

## Dark Launch Features

Dark Launch features are those features that are released to **Staging environment - Only** and are NOT released to Production environment for a considerable amount of time. This process gives an opportunity and enough time to test these features thoroughly before they are available in the production environment. Clients are requested to configure and test these features and provide their feedback and inputs to your respective IBM representatives.

**There are NO Dark Launch features during this release.**

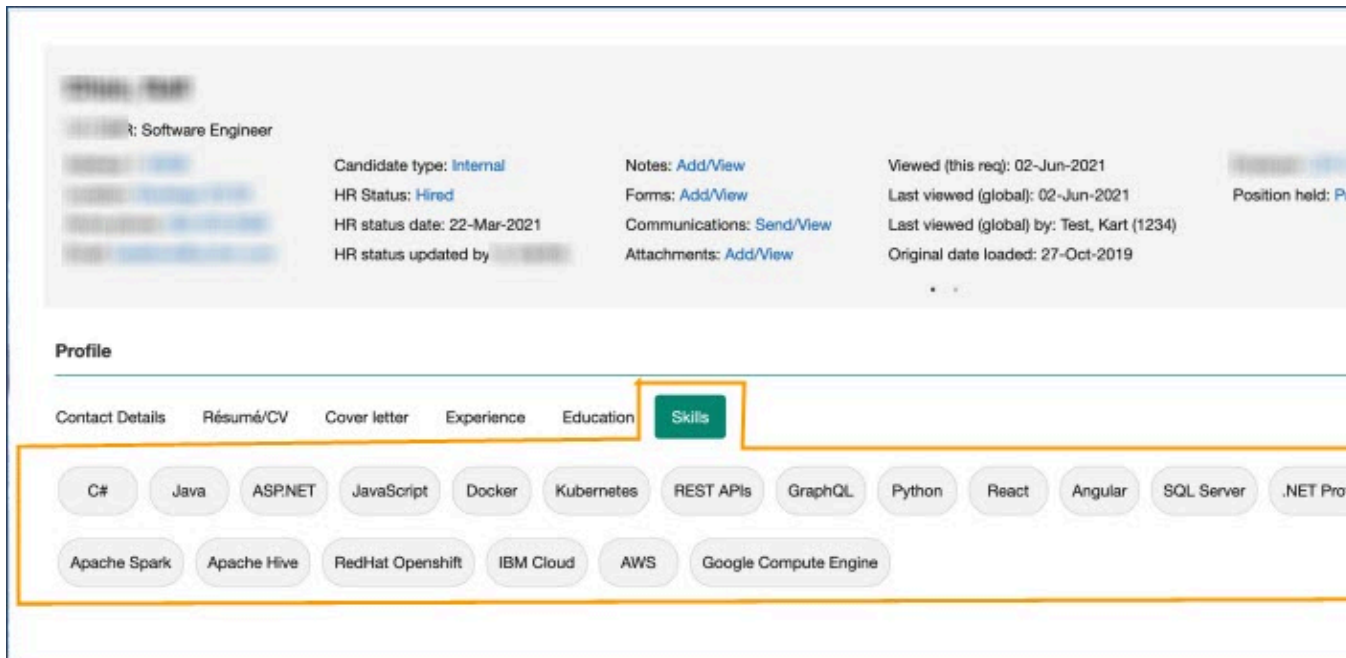
## Visible Changes

The current release of IBM® Kenexa® BrassRing® on Cloud includes the following visible changes for BrassRing and IBM Kenexa Lead Manager.

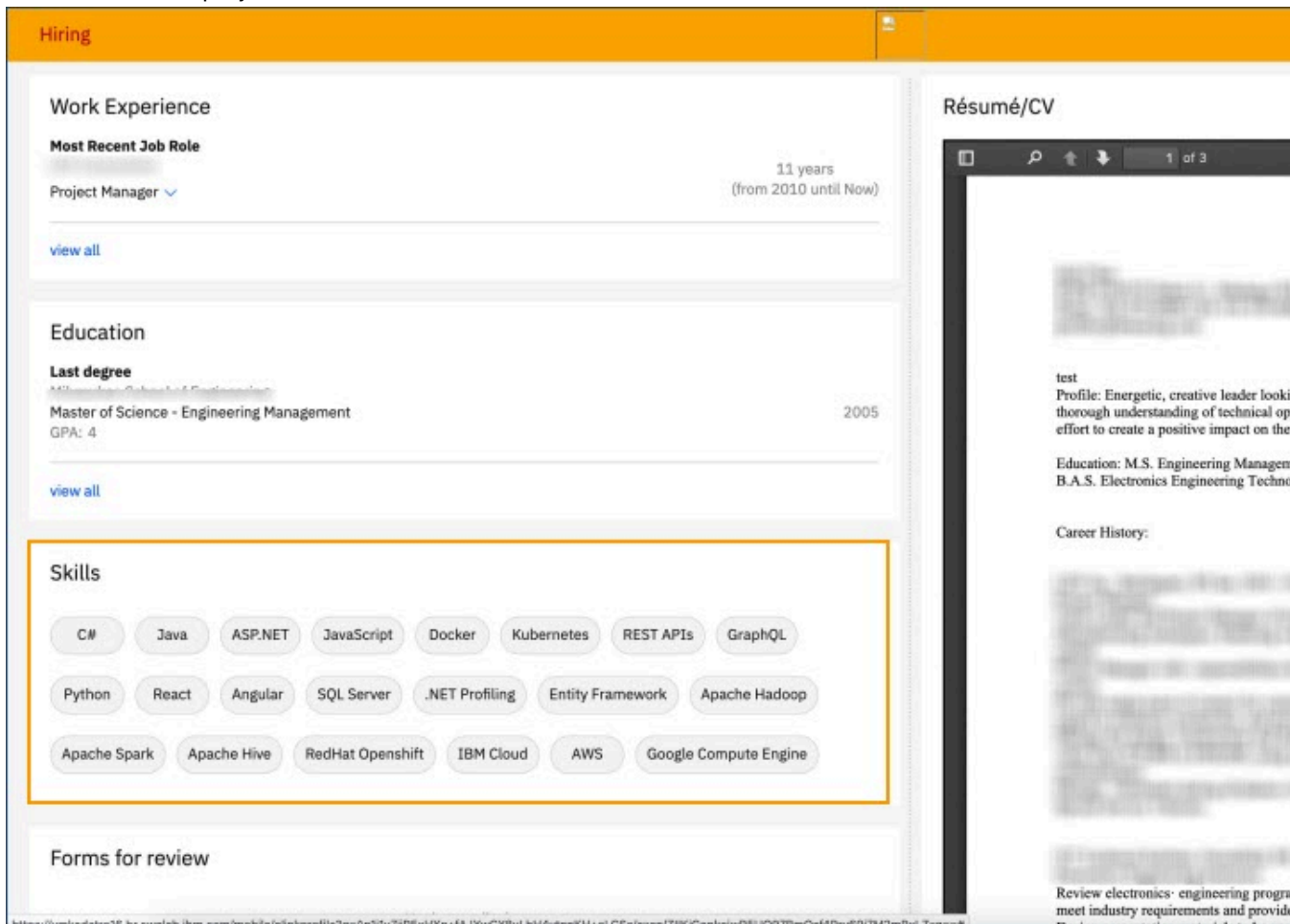
### Candidate Anonymization - Candidate Skills

Unconscious bias is an enormous challenge for clients - recruiters might take decisions that are based on a person's name, hiring managers might hire people that attended certain schools. Although the bias cannot completely be removed, certain steps can be taken to help reduce the unconscious bias. To help clients overcome the unconscious bias, a new feature is added starting this release. The skills of the candidates are provided for review to BrassRing users in various screens.

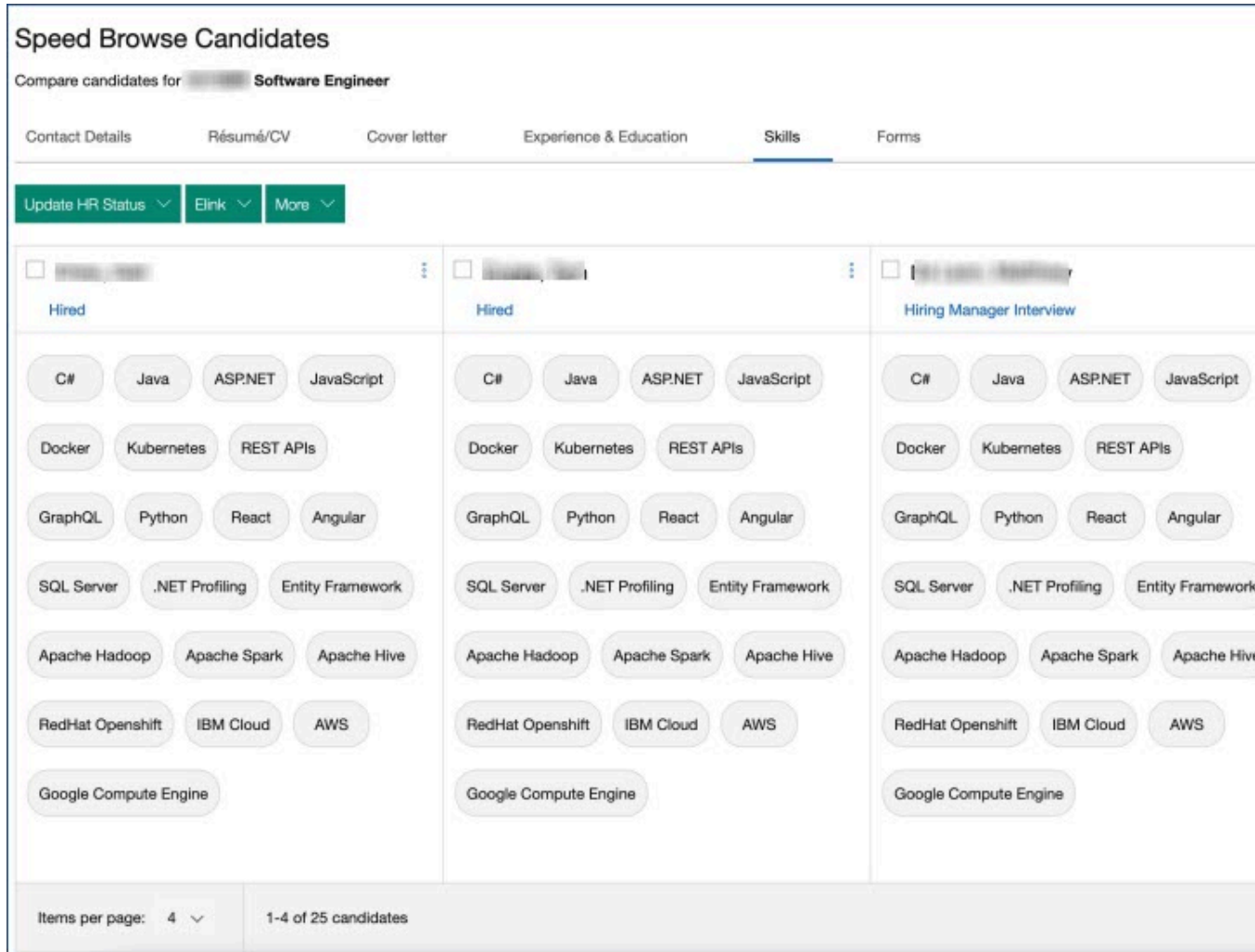
- Talent Record - A new tab **Skills** is added to the Profile section of the Talent Record.



- eLink Dashboard - A new **Skills** section is added to the eLink Dashboard where all the skills of the candidate are displayed.



- The Speed Browse feature now displays a new **Skills** tab where users can compare the skills of all candidates that are being compared.



If a candidate does not have any skills value, the Skills tab is hidden in Talent Record and eLink Dashboard.

RTC internal reference # 302073.

### Agency Manager - Candidate Privacy Screen Changes

The Agency Manager Candidate privacy policy confirmation screen previously has an **OK** button, which did not have an appropriate action upon user selection. Candidates reach the privacy policy page and select Agree or Disagree to the client's privacy policy by selection respective buttons. To avoid ambiguity, the **OK** is removed during this build.

RTC internal reference # 302995.

## Configurable Changes

The current release of IBM Kenexa BrassRing on Cloud includes the following configurable features for BrassRing and IBM Kenexa Lead Manager. Configurable features must be configured or turned on to be visible and available to users.

### Talent Gateways - Skip Sign-on - Account Creation Option

Based on client request, for candidates that skip the sign-on when they apply for a job, a new option is provided to create a Talent Gateway account. Candidates receive email communication that contains a hyperlink **Create Account**. Candidates select this hyperlink to open a Talent Gateway account creation page.

To provide this new account creation option, a new merge token is added in the candidate communications in BrassRing. BrassRing administrators can create a communication template or edit the existing communications template to add the new merge token **[#Candidatezone:CreateAccountSkipSignOnURL#]** to the template. When administrators preview this template, the merge token is rendered as **Create Account**.

When candidates create an account by using this hyperlink, the Candidate Dashboard (Candidate Zone > Dashboard) is displayed. Candidates can find the jobs that they applied to in "skip sign in" flow in this screen.

**Note:** This merge token generates an account creation hyperlink only if the candidate's Talent Gateway data specific to the Skip Sign-on submission is present. Therefore, clients are advised to frame a clear message around this token in the email that is intuitive to say when do candidates see a link. Example text: *If you skipped account creation or signing-in while you submitted application, you find a link below to create an account that is tied to that submission. Otherwise, no link is shown.*

RTC internal reference # 301381.

### **Talent Gateway - Minimum Password Length**

Based on a new Workbench Configuration, clients can set up a minimum length for candidate profile login password. No change in the way candidates log-in if the client does not change the default configuration of minimum 8 characters. However, if a client updates the minimum length, the new minimum length configuration is enforced in the following scenarios:

- Candidates create a new Talent Gateway profile.
- Candidates change their existing password.
- Candidates' Password Reset (due to expiry).

An alert message is displayed next to the password field: **Must be X-25 characters** (where "X" is replaced with configured minimum value). The Password tips modal that displays a list of tips for setting up a password has a similar alert message as the first item of the list: **Must be X-25 characters** (where "X" is replaced with configured minimum value). When candidates provide a password, if the password length is less than the configured minimum length, an error message is displayed stating: **Password - Must be X-25 characters** (where "X" is replaced with configured minimum value).

Refer to the Workbench section of this release notes, for the minimum password length configuration.

RTC internal reference # 302497.

## **BrassRing Workbench**

The current release of IBM Kenexa BrassRing on Cloud has the following new features for IBM Kenexa BrassRing Workbench. Configurable features must be configured or turned on to be visible and available to users.

### **Partner XML Synchronization Utility - Performance Improvement**

Starting this release, the Partner XML synchronization utility is updated. Based on the new updates, the tool does not automatically synchronize any inactive Talent Gateways. Therefore, the tool automatically synchronizes active Talent Gateways only. However, workbench users can manually synchronize the inactive Talent Gateways.

RTC internal reference #302797.

### **Talent Gateway - Password Length Configuration**

Starting this release, clients can configure the minimum length of the password for Talent Gateway candidate profile login. A new field is added in the Responsive Layout Details screen for configuration. **Minimum password length** is added with a field that allows only integers in the range 8 - 25. The default minimum length of password remains to be 8 characters and can be configured up to 25 characters. If user enters any value other than an integer in the range 8 - 25 (both inclusive), the message **Minimum password length must be a number between 8 and 25** is displayed.

Responsive Layout Details - Gateway To Talentz

## General

### User sign in and session handling

**Sign in availability for candidates**  
 Require sign in (\*recommended for best candidate experience\*)

**User inactivity time-out period (in seconds)** 1800

**Minimum password length** 8

### Standalone Apply

**Use as standalone Gateway Questionnaire**  
 No (this TG retains search functionality)

RTC internal reference # 302494.

#### Rules Automation Manager (RAM) - Lead email Option

Previously, when Workbench administrators configured a RAM trigger to send a communication based on a status update, no option was available to select the Lead as the recipient. Starting this release, a new option is introduced to add the Lead's email.

In the scale select list of recipients, a new option for Lead email - **[Lead Manager] Lead email** is added. This option is available only for the RAM triggers that are created for Lead Manager and for clients that enabled Lead Manager. Currently, only two trigger mechanisms that have Lead in the context are available:

- Lead Creation
- Lead Campaign Status.

RTC internal reference #301729.

## Onboard

Onboard new features for the current release are listed here.

### Client Reminders

Client reminders remind clients of recently distributed important notices and links to comprehensive documentation and training for the special features recently introduced.

This document presents changes for the **July 2021 release of Onboard on Cloud:**

- US Staging - Aug 12, 2021
- US Production - Aug 21, 2021

### Searchable PDF Release Notes

In addition to the existing link in the Onboard Downloadable PDF Release Notes topic to a PDF version of the release notes, the major enhancements were added to the topic, making them searchable.

Access the [Downloadable PDF Release Notes](#) topic to view (for each release) a summary of the major enhancements, and also access a PDF version of the release notes.



## Visible Changes

Visible changes alter the appearance or performance of the product without requiring any configuration. The changes are immediately visible or available to users.

### I9 Audit Trail - Investigations

The following issues in the I9 audit report were resolved during the current release:

- Previously, when I9 documents were updated, the background data was being duplicated. When a user updates a document, the document's data was being removed and updated in the database. At this point, two rows of data was being added instead of one. Starting this release, the duplication of rows is addressed and only one row of data is created when the documents are updated.

RTC internal reference # 245869.

### I9 Approver Task Screen - Internal/External Approver Field Enhancement

Starting this release, the following enhancements are made to the External/Internal approver field:

- The Internal/External approver field in the I9 Approver Task screen previously was not allowing special characters '@' (At sign) and ',' (comma). Starting this release, the following special characters are allowed in the Internal/External approver field:

- At sign - '@'
- Comma - ','
- Space - ' '
- Underscore - '\_'

Users can now use these special characters to search for approver names in the suggestion box.

- Previously, when users entered three or more letters in the suggestion box, the closest suggestion was automatically selected in the field. When additional letters are added by the user, the letters are appended after the selection. Starting this release, to improve user experience, approver names are not automatically selected. Instead, the list of all names that are suggested are displayed in the drop-down box. Users can either make a selection from the displayed list, or continue to enter more letters/special characters to get better suggestions.
- Previously, only the Control+V combination of keys was allowed in this field. Starting this release, the following key combinations are allowed:
  - Control +V
  - Command + V
  - Mouse Right click + paste

RTC internal reference # 246075.

## Configurable Changes

Configurable features must be configured or enabled to be visible and available to users. There are no configurable changes during the July' 21 release.

**There are no configurable changes during the current release.**

## Fixed Defects

In the current IBM Kenexa Onboard release, the following defects were addressed.

RTC Jazz Number	Defect Description
245394	TS003039164 - Multiple user updates sent to GK at once causing the locales or IBM CustomerNumbers "was not processed by flush" errors

RTC Jazz Number	Defect Description
245871	TS005779090 - client has reported an issue that the blue information icons on page 3 of the I-9 Section 2 activity are not working.
246012	TS005915100 - Onboard Start did not auto complete via New Event integration
246029	TS005968473 - task group status show incorrect in MNH
246032	TS005982063 - Onboard Assign I-9 Approver task (Search box)
303037	TS006260262 - Production - B to O error for missing participant



